角号 PIN	定义 FUNCTION	颜色 COLOR	线径 WIRE GAGE	
1	刹车 BRAKE (+)	红 RED	18AWG	壳体 Housing:H66L6-02P 针 Terminal:T66L6-B
2	刹车 BRAKE (-)	兰 BLUE		

刹车线 Brake Wire

角号 PIN	定义 FUNCTION	颜色 COLOR	线径 WIRE GAGE	
1	U相 MOTOR U	黄 YELLOW	20AWG	壳体 Housing:H66L6-04P 针 Terminal:T66L6-B
2	V相 MOTOR V	红 RED		
3	W相 MOTOR W	黑 BLACK		
4	接地 MOTOR PE	黄绿 YELLOW/GREEN		

动力线 Power Wire

角号 PIN	定义 FUNCTION	颜色 COLOR	
1	VDD	红色 RED	SC-06
2	GND	黑色 BLACK	
3	MA_P+	棕色 BROWN	
4	MA_N-	蓝色 BLUE	
5	SLO_P+	黄 YELLOW	
6	SLO_N-	绿色 GREEN	

反馈线 Feedback Wire

受控

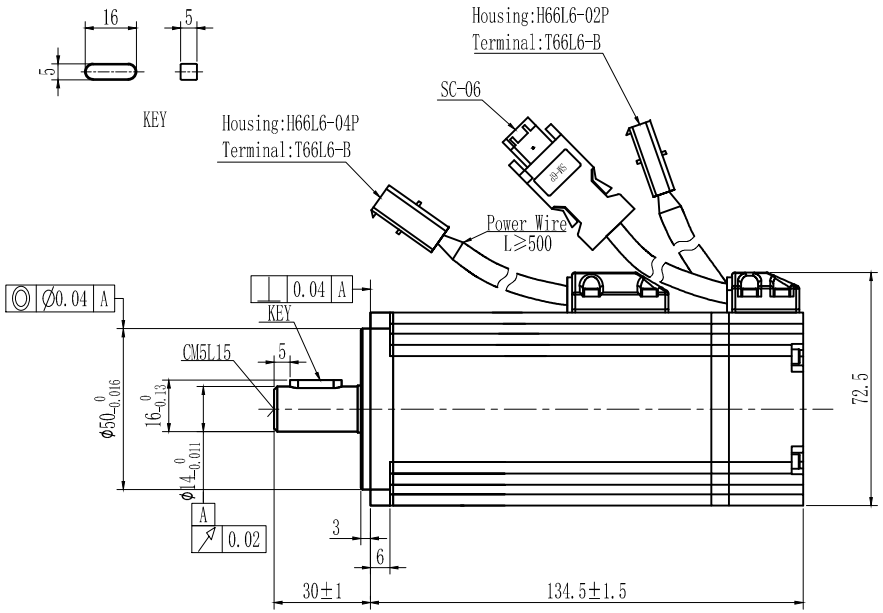

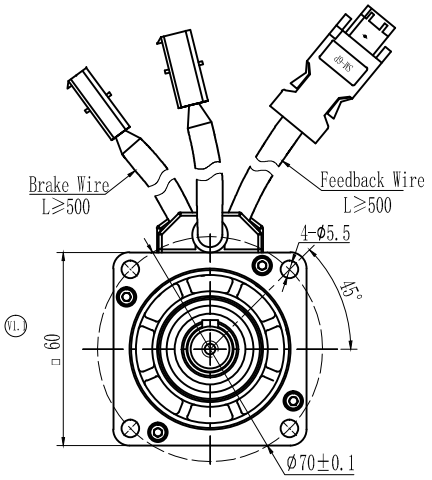

刹车参数 Brake Data

静摩擦力 Static Friction (N.m)	1.5
电压 Voltage (VDC)	24
功率 Power (W)	7.6

技术参数 Technical Data

极数 No. of poles	10
直流母线电压 DC Link Voltage U_{DC}(V)	300
额定功率 Rated Power P_N (W)	400
额定转矩 Rated Torque T_N (N.m)	1.27
额定转速 Rated Speed n_N (rpm)	3000
额定电流 Rated Current I_N (A)	2.9
最大转矩 Maximum torque T_m (N.m)	3.81
最大电流 Maximum Current I_m (A)	9.3 V1.1
连续静态转矩 Standstill torque T_S (N.m)	1.4
连续静态电流 Standstill Current I_S (A)	3.2
线电阻 Resistance line-line R_L (Ω)	3.72 V1.1
线电感 Inductance line-line L_L (mH)	8.4 V1.1
电气时间常数 Electrical time constant τ_e (ms)	2.26 V1.1
机械时间常数 Mechanical time constant τ_m (ms)	1.07 V1.1
反电势常数 Voltage constant K_e (V/krpm)	29
转矩常数 Torque constant K_t (Nm/A)	0.48
转动惯量 Rotor moment of inertia Jm (Kg.cm^2)	0.384 V1.1
最大径向力 Max. radial force Fr(N)	180
最大轴向力 Max. axial force Fa(N)	90
反馈装置 Feed back device	ME16MHM-04
绝缘等级 Insulation class	F
防护等级 Protection level	IP65
重量 Weight (Kg)	1.6

V1.2

S/N:B5BUK10YYDDDNNNN

Performance Curve

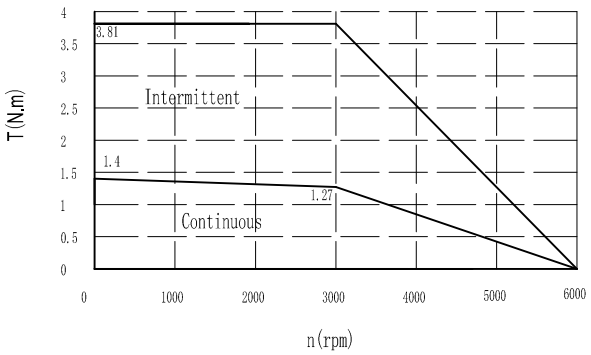

VER	DESCRIPTION OF CHANGE
V1.1	更新参数
V1.2	更新SN

V1.2	KA220297	WYD	ZZJ	22-8-4
VER	ECN NO.	CHANGE	APP'D	DATE

FINAL TOLERANCE REFERENCE
GB/T 1804-m Unit:mm
LINER
≤6 ±0.1 >6~30 ±0.2
>30~120 ±0.3 >120~400 ±0.5

MATERIAL

FIRST ANGLE PROJECTION

DESIGN	WYD	DATE 20-5-12
CHECK	LS	20-5-12
APPROVE	SL	20-5-12

SHEET 1 OF 1

P/NO.	9.5929SS
TITLE	Outside Drawing
USED ON	SMC60S-0040-30MBK-5LSU
SCALE:	VER: V1.2

KINCO